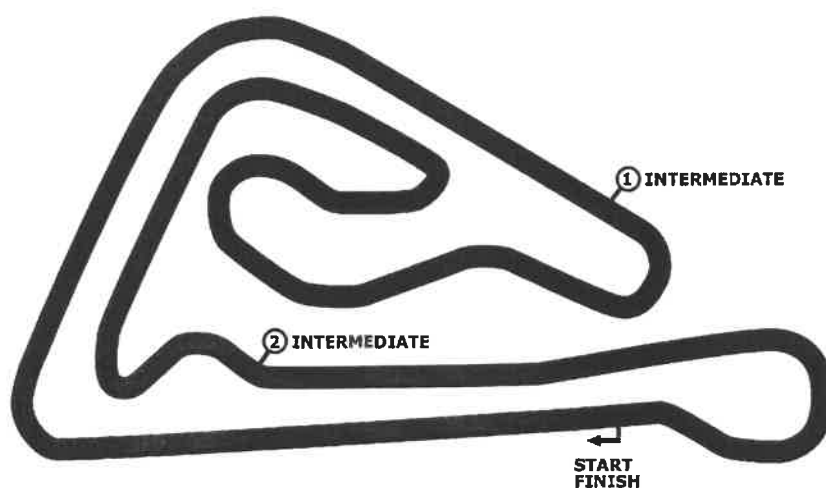


OMV MAXXMOTION FIA ETRC TRUCK RACE OF SLOVAKIA

race 2



Slovakia Ring 5922 m


10 & 11 June 2023

OMV MAXXMOTION FIA ETRC TRUCK RACE OF SLOVAKIA

Slovakia Ring, length 5922 m

10 & 11 June 2023

TCR Eastern Europe



Result race 2

started : 18

classified : 17

not classified : 1

Pos	No.	Cl.	Entrant Name	License License	Team/Sponsor Make	Lap	Total kmh	GAP Diff.	fastest at kmh	Lap
1	70		Mat'o Homola / SVK	1137/BR	Hyundai / Janik Motorsport Hyundai Elantra N TCR	11	25:09.711 155.335		2:14.811 158.141	5
2	71	J	Philipp Dietrich / AUT	JA2118	Team Wimmer Werk Motorsport Cupra Leon Competitiön TCR	11	25:10.822 155.221	01.111 01.111	2:15.770 157.024	3
3	9		Davit Kajaia / GEO	ITD-C230003	Mertel Motorsport Honda Civic TCR FK7	11	25:11.682 155.133	01.971 00.860	2:16.095 156.649	6
4	32	J	Carlo Czepiel / POL	10018	Hyundai / Janik Motorsport Hyundai Elantra N TCR	11	25:12.162 155.083	02.451 00.480	2:16.101 156.642	5
5	96		Petr Fulin Jr. / CZE	23AS1299	Petr Fulin Cupra Leon Competitiön TCR	11	25:12.719 155.026	03.008 00.557	2:15.522 157.312	3
6	8	J	Rene Kircher / GER	27372	Mertel Motorsport Honda Civic TCR FK7	11	25:12.983 154.999	03.272 00.284	2:15.582 157.242	3
7	68		Adam Kout / CZE	23AS0809	Hyundai / Janik Motorsport Hyundai Elantra N TCR	11	25:13.487 154.948	03.776 00.504	2:14.487 158.522	2
8	23		Sebastian Stelbel / GER	16356	Aditis Racing Audi RS3 LMS TCR 2021	11	25:15.916 154.699	06.205 02.429	2:16.066 156.683	5
9	3		Giacomo Ghermandi / ITA	464121	Lema Racing Audi RS3 LMS TCR 2021	11	25:19.074 154.378	09.363 03.158	2:15.010 157.908	3
10	14		Petr Cizek / CZE	23AS0512	Expres Auto Racing Cupra Leon Competitiön TCR	11	25:20.974 154.185	11.263 01.900	2:16.926 155.699	6
11	21		Carol Wittke / GER	23AS1299	Petr Fulin Cupra Leon Competitiön TCR	11	25:21.644 154.117	11.933 00.670	2:16.546 156.132	5
12	74		Zarko Knego / CRO	ITC-C0972	Auto Klub Dubrovnik Hyundai Elantra N TCR	11	25:24.276 153.851	14.565 02.632	2:16.791 155.852	6
13	34	T	Adam Rzepecki / POL	10044	Adam Rzepecki Audi RS3 LMS TCR	11	25:31.982 153.077	22.271 07.706	2:17.995 154.493	6
14	55	T	Sebastian Kolakowski / POL	S/1TB/10005	Honda Wyszomirski Racing Honda Civic TCR FK7	11	25:33.725 152.903	24.014 01.743	2:17.718 154.803	7
15	38		Radim Adamek / CZE	23AS0461	Aditis Racing Audi RS3 LMS TCR 2021	11	25:34.745 152.801	25.034 01.020	2:17.828 154.680	7
16	121		Ivars Vallers / LVA	IV09347LV23	LV Racing Audi RS3 LMS TCR 2021	11	25:37.074 152.570	27.363 02.329	2:17.116 155.483	6
17	82		Vit Smejkal / CZE	23AS0501	Expres Auto Racing Cupra Leon Competitiön TCR	11	25:51.604 151.141	41.893 14.530	2:18.353 154.093	4
DID NOT CLASSIFY										
25	J/T		Tobias Poschik / AUT	JA1119	Aditis Racing Audi RS3 LMS TCR	5	12:04.729 147.084	6 Runden	2:18.670 153.741	3

fastest lap: 68 Kout Adam 2:14.487 =158.522 km/h

14:54

CAR #3 - +10 SEC. TIME PENALTY - JUMP START

Issued:	Clerk of the Course:	Timekeeper:

subject to final scrutineering

(002) ETRC Slovakiaring

TCR Eastern Europe



Lapchart: TCR Eastern Europe race 2

POS	1	2	3	4	5	6	7	8	9	10	11	12	13	14	15	16	17	18	19
LAP1	25	3	96	9	71	70	32	8	23	74	14	34	55	21	121	38	68	82	
LAP2	3	71	9	70	32	96	25	8	23	14	34	74	21	55	121	38	68	82	
LAP3	3	71	70	9	32	96	8	23	25	14	21	68	74	34	121	55	38	82	
LAP4	3	70	71	9	32	96	8	23	14	68	25	21	74	34	121	55	38	82	
LAP5	3	70	71	9	32	96	8	23	68	14	21	74	34	55	38	121	82	25.	
LAP6	3	70	71	9	32	96	8	23	68	14	21	74	34	55	38	121	82		
LAP7	3	70	71	9	32	96	8	23	68	14	21	74	34	55	38	121	82		
LAP8	3	70	71	9	32	96	8	68	23	14	21	74	34	55	38	121	82		
LAP9	3	70	71	9	32	96	8	68	23	14	21	74	34	55	38	121	82		
LAP10	3	70	71	9	32	96	8	68	23	14	21	74	34	55	38	121	82		
LAP11	3	70	71	9	32	96	8	68	23	14	21	74	34	55	38	121	82		



Lap by Lap race 2, 11.06.2023

3 Giacomo Ghermandi , Audi RS3 LMS TCR 2021 / ITA															
1	2:24.003	2	2:15.177	3	2:15.010	4	2:15.818	5	2:16.367	6	2:15.998	7	2:16.330	8	2:16.857
9	2:16.829	10	2:17.329	11	2:19.356										

8 Rene Kircher , Honda Civic TCR FK7 J / GER															
1	2:25.726	2	2:18.670	3	2:15.582	4	2:15.776	5	2:16.423	6	2:16.160	7	2:16.677	8	2:16.671
9	2:17.615	10	2:16.871	11	2:16.812										

9 Davit Kajaia , Honda Civic TCR FK7 / GEO															
1	2:24.359	2	2:17.145	3	2:16.974	4	2:16.283	5	2:16.176	6	2:16.095	7	2:16.804	8	2:16.668
9	2:17.018	10	2:17.024	11	2:17.136										

14 Petr Cízek , Cupra Leon Competición TCR / CZE															
1	2:27.409	2	2:17.776	3	2:18.314	4	2:17.110	5	2:17.602	6	2:16.926	7	2:17.119	8	2:17.537
9	2:17.253	10	2:16.999	11	2:16.929										

21 Carol Wittke , Cupra Leon Competición TCR / GER															
1	2:28.222	2	2:17.707	3	2:18.117	4	2:18.155	5	2:16.546	6	2:16.945	7	2:17.108	8	2:17.365
9	2:17.192	10	2:17.279	11	2:17.008										

23 Sebastian Steibel , Audi RS3 LMS TCR 2021 / GER															
1	2:26.106	2	2:18.745	3	2:16.836	4	2:16.383	5	2:16.066	6	2:16.174	7	2:16.389	8	2:17.451
9	2:17.459	10	2:17.122	11	2:17.185										

25 Tobias Poschik , Audi RS3 LMS TCR J / T / AUT															
1	2:23.638	2	2:20.606	3	2:18.670	4	2:18.930	pit	2:42.885						

32 Carlo Czepiel , Hyundai Elantra N TCR J / POL															
1	2:25.113	2	2:17.474	3	2:16.255	4	2:16.270	5	2:16.101	6	2:16.157	7	2:16.665	8	2:16.751
9	2:17.070	10	2:16.990	11	2:17.316										

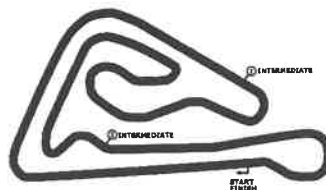
34 Adam Rzepecki , Audi RS3 LMS TCR T / POL															
1	2:27.626	2	2:18.102	3	2:19.385	4	2:18.127	5	2:18.188	6	2:17.995	7	2:18.215	8	2:18.560
9	2:18.501	10	2:18.599	11	2:18.684										

38 Radim Adámek , Audi RS3 LMS TCR 2021 / CZE															
1	2:29.773	2	2:18.220	3	2:19.001	4	2:17.972	5	2:17.903	6	2:18.428	7	2:17.828	8	2:19.012
9	2:18.362	10	2:19.058	11	2:19.188										

55 Sebastian Kolakowski , Honda Civic TCR FK7 T / POL															
1	2:27.970	2	2:18.536	3	2:19.598	4	2:18.212	5	2:18.036	6	2:17.933	7	2:17.718	8	2:19.458
9	2:18.491	10	2:19.065	11	2:18.708										

68 Adam Kout , Hyundai Elantra N TCR / CZE															
1	2:33.728	2	2:14.487	3	2:16.418	4	2:16.661	5	2:14.747	6	2:15.013	7	2:15.906	8	2:16.542
9	2:16.196	10	2:16.945	11	2:16.844										

70 Mat'o Homola , Hyundai Elantra N TCR / SVK															
1	2:24.957	2	2:16.842	3	2:15.501	4	2:15.046	5	2:14.811	6	2:15.574	7	2:16.587	8	2:16.731
9	2:16.928	10	2:17.177	11	2:19.557										



Lap by Lap race 2, 11.06.2023


71 Philipp Dietrich , Cupra Leon Competición TCR J / AUT															
1	2:24.716	2	2:16.443	3	2:15.770	4	2:17.337	5	2:16.014	6	2:16.095	7	2:16.653	8	2:16.576
9	2:16.930	10	2:16.806	11	2:17.482										

74 Žarko Knego , Hyundai Elantra N TCR / CRO															
1	2:27.020	2	2:18.815	3	2:18.900	4	2:18.096	5	2:17.501	6	2:16.791	7	2:16.938	8	2:17.356
9	2:17.144	10	2:17.830	11	2:17.885										

82 Vít Smejkal , Cupra Leon Competición TCR / CZE															
1	2:35.978	2	2:19.018	3	2:18.642	4	2:18.353	5	2:19.218	6	2:20.073	7	2:20.222	8	2:19.453
9	2:19.975	10	2:20.257	11	2:20.415										

96 Petr Fulín Jr. , Cupra Leon Competición TCR / CZE															
1	2:24.045	2	2:19.788	3	2:15.522	4	2:16.125	5	2:16.235	6	2:16.165	7	2:16.761	8	2:16.707
9	2:17.528	10	2:16.564	11	2:17.279										

121 Ivars Vallers , Audi RS3 LMS TCR 2021 / LVA															
1	2:29.169	2	2:17.857	3	2:18.482	4	2:18.333	5	2:27.092	6	2:17.116	7	2:17.608	8	2:17.479
9	2:17.725	10	2:17.792	11	2:18.421										



Lap Analysis race 2, 11.06.2023

3 Giacomo Ghermandi (ITA) (Audi RS3 LMS TCR 2021)						Theoretische Bestzeit: 2:14.812					
Lap	D	Time	S1	S2	S3	Lap	D	Time	S1	S2	S3
1	1	2:24.003	49.201	1:06.994	27.808	7	1	2:16.330	41.451	1:06.988	27.891
2	1	2:15.177	41.634	1:05.94t	27.597	8	1	2:16.857	41.643	1:07.282	27.932
3	1	2:15.010	41.275	1:06.079	27.656	9	1	2:16.829	41.539	1:07.502	27.788
4	1	2:15.818	41.753	1:06.400	27.665	10	1	2:17.329	41.511	1:07.850	27.968
5	1	2:16.367	41.591	1:06.924	27.852	11	1	2:19.356	41.868	1:09.368	28.120
6	1	2:15.998	41.269	1:06.741	27.988						

8 Rene Kircher (GER) (Honda Civic TCR FK7)						Theoretische Bestzeit: 2:14.625					
Lap	D	Time	S1	S2	S3	Lap	D	Time	S1	S2	S3
1	1	2:25.726	50.684	1:07.251	27.791	7	1	2:16.677	41.412	1:07.486	27.779
2	1	2:18.670	41.947	1:08.838	27.885	8	1	2:16.671	41.241	1:07.519	27.911
3	1	2:15.582	42.198	1:05.68t	27.701	9	1	2:17.615	41.550	1:08.219	27.846
4	1	2:15.776	41.336	1:06.666	27.774	10	1	2:16.871	41.593	1:07.460	27.818
5	1	2:16.423	41.699	1:06.728	27.996	11	1	2:16.812	41.299	1:07.505	28.008
6	1	2:16.160	41.443	1:06.924	27.793						

9 Davit Kajaia (GEO) (Honda Civic TCR FK7)						Theoretische Bestzeit: 2:15.775					
Lap	D	Time	S1	S2	S3	Lap	D	Time	S1	S2	S3
1	1	2:24.359	48.912	1:07.557	27.890	7	1	2:16.804	41.635	1:07.044	28.125
2	1	2:17.145	42.346	1:06.976	27.823	8	1	2:16.668	41.503	1:07.068	28.097
3	1	2:16.974	42.290	1:06.876	27.808	9	1	2:17.018	41.688	1:07.246	28.084
4	1	2:16.283	41.672	1:06.54t	28.063	10	1	2:17.024	41.832	1:07.066	28.126
5	1	2:16.176	41.439	1:06.717	28.020	11	1	2:17.136	41.528	1:07.449	28.159
6	1	2:16.095	41.419	1:06.643	28.033						

14 Petr Cizek (CZE) (Cupra Leon Competición TCR)						Theoretische Bestzeit: 2:16.230					
Lap	D	Time	S1	S2	S3	Lap	D	Time	S1	S2	S3
1	1	2:27.409	50.802	1:08.519	28.088	7	1	2:17.119	42.040	1:07.296	27.783
2	1	2:17.776	42.069	1:07.792	27.915	8	1	2:17.537	41.864	1:07.756	27.917
3	1	2:18.314	42.670	1:07.969	27.675	9	1	2:17.253	41.765	1:07.552	27.936
4	1	2:17.110	42.228	1:06.96t	27.922	10	1	2:16.999	41.737	1:07.503	27.759
5	1	2:17.602	41.770	1:07.755	28.077	11	1	2:16.929	41.595	1:07.466	27.868
6	1	2:16.926	41.943	1:07.185	27.798						

21 Carol Wittke (GER) (Cupra Leon Competición TCR)						Theoretische Bestzeit: 2:16.113					
Lap	D	Time	S1	S2	S3	Lap	D	Time	S1	S2	S3
1	1	2:28.222	52.613	1:07.942	27.667	7	1	2:17.108	42.351	1:06.975	27.782
2	1	2:17.707	42.411	1:07.469	27.827	8	1	2:17.365	41.952	1:07.521	27.892
3	1	2:18.117	42.437	1:08.022	27.658	9	1	2:17.192	42.152	1:07.302	27.738
4	1	2:18.155	42.705	1:07.784	27.666	10	1	2:17.279	41.996	1:07.538	27.745
5	1	2:16.546	42.311	1:06.53t	27.704	11	1	2:17.008	41.924	1:07.275	27.809
6	1	2:16.945	42.066	1:07.028	27.851						

23 Sebastian Steibel (GER) (Audi RS3 LMS TCR 2021)						Theoretische Bestzeit: 2:15.762					
Lap	D	Time	S1	S2	S3	Lap	D	Time	S1	S2	S3
1	1	2:26.106	50.935	1:07.421	27.750	7	1	2:16.389	41.531	1:06.991	27.867
2	1	2:18.745	41.947	1:08.973	27.825	8	1	2:17.451	41.378	1:08.075	27.998
3	1	2:16.836	42.291	1:06.885	27.660	9	1	2:17.459	41.421	1:08.011	28.027
4	1	2:16.383	41.374	1:07.061	27.948	10	1	2:17.122	41.615	1:07.442	28.065
5	1	2:16.066	41.422	1:06.78t	27.859	11	1	2:17.185	41.586	1:07.504	28.095
6	1	2:16.174	41.317	1:06.922	27.935						

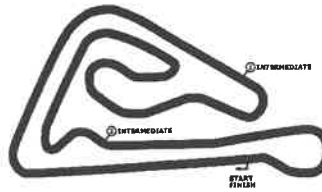
25 Tobias Poschik (AUT) (Audi RS3 LMS TCR)						Theoretische Bestzeit: 2:18.256					
Lap	D	Time	S1	S2	S3	Lap	D	Time	S1	S2	S3
1	1	2:23.638	48.197	1:07.357	28.084	4	1	2:18.930	43.284	1:07.111	28.535
2	1	2:20.606	43.236	1:09.044	28.326	5	1	2:42.885	47.497	1:18.972	
3	1	2:18.670	43.422	1:06.93t	28.312						

OMV MAXMOTION FIA ETRC TRUCK RACE OF SLOVAKIA

Slovakia Ring, length 5922 m

10 & 11 June 2023

TCR Eastern Europe



Lap Analysis race 2, 11.06.2023

32 Carlo Czepiel (POL) (Hyundai Elantra N TCR)						Theoretische Bestzeit: 2:15.574					
Lap	D	Time	S1	S2	S3	Lap	D	Time	S1	S2	S3
1	1	2:25.113	49.559	1:07.769	27.785	7	1	2:16.665	41.598	1:07.096	27.971
2	1	2:17.474	42.316	1:07.535	27.623	8	1	2:16.751	41.645	1:07.192	27.914
3	1	2:16.255	41.319	1:07.120	27.816	9	1	2:17.070	41.851	1:07.191	28.028
4	1	2:16.270	41.611	1:06.631	28.027	10	1	2:16.990	41.862	1:07.130	27.998
5	1	2:16.101	41.609	1:06.644	27.848	11	1	2:17.316	41.556	1:07.659	28.101
6	1	2:16.157	41.486	1:06.726	27.945						

34 Adam Rzepecki (POL) (Audi RS3 LMS TCR)						Theoretische Bestzeit: 2:17.714					
Lap	D	Time	S1	S2	S3	Lap	D	Time	S1	S2	S3
1	1	2:27.626	51.919	1:07.728	27.979	7	1	2:18.215	42.422	1:07.671	28.122
2	1	2:18.102	42.176	1:07.623	28.303	8	1	2:18.560	42.272	1:08.107	28.181
3	1	2:19.385	43.119	1:08.254	28.012	9	1	2:18.501	42.227	1:08.098	28.176
4	1	2:18.127	42.201	1:07.817	28.109	10	1	2:18.599	42.264	1:08.262	28.073
5	1	2:18.188	42.151	1:07.978	28.059	11	1	2:18.684	42.224	1:08.128	28.332
6	1	2:17.995	42.413	1:07.581	27.998						

38 Radim Adámek (CZE) (Audi RS3 LMS TCR 2021)						Theoretische Bestzeit: 2:17.299					
Lap	D	Time	S1	S2	S3	Lap	D	Time	S1	S2	S3
1	1	2:29.773	52.498	1:09.259	28.016	7	1	2:17.828	41.836	1:07.813	28.179
2	1	2:18.220	42.139	1:07.807	28.274	8	1	2:19.012	42.115	1:08.512	28.385
3	1	2:19.001	43.357	1:07.615	28.029	9	1	2:18.362	42.502	1:07.714	28.146
4	1	2:17.972	42.256	1:07.657	28.059	10	1	2:19.058	42.341	1:08.521	28.196
5	1	2:17.903	42.437	1:07.441	28.019	11	1	2:19.188	42.267	1:08.634	28.287
6	1	2:18.428	42.560	1:07.691	28.177						

55 Sebastian Kolakowski (POL) (Honda Civic TCR FK7)						Theoretische Bestzeit: 2:17.485					
Lap	D	Time	S1	S2	S3	Lap	D	Time	S1	S2	S3
1	1	2:27.970	51.178	1:08.895	27.897	7	1	2:17.718	42.142	1:07.601	27.971
2	1	2:18.536	42.089	1:08.374	28.073	8	1	2:19.458	42.360	1:08.996	28.102
3	1	2:19.598	43.094	1:08.591	27.913	9	1	2:18.491	42.149	1:08.192	28.150
4	1	2:18.212	42.080	1:08.063	28.069	10	1	2:19.065	42.113	1:08.848	28.104
5	1	2:18.036	42.193	1:08.004	27.839	11	1	2:18.708	42.041	1:08.443	28.224
6	1	2:17.933	42.118	1:07.683	28.132						

68 Adam Kout (CZE) (Hyundai Elantra N TCR)						Theoretische Bestzeit: 2:14.255					
Lap	D	Time	S1	S2	S3	Lap	D	Time	S1	S2	S3
1	1	2:33.728	59.391	1:06.592	27.745	7	1	2:15.906	41.429	1:06.623	27.854
2	1	2:14.487	41.013	1:05.611	27.864	8	1	2:16.542	41.550	1:07.130	27.862
3	1	2:16.418	41.469	1:07.009	27.940	9	1	2:16.196	41.284	1:07.055	27.857
4	1	2:16.661	41.852	1:07.084	27.725	10	1	2:16.945	41.544	1:07.495	27.906
5	1	2:14.747	40.977	1:06.069	27.701	11	1	2:16.844	41.324	1:07.404	28.116
6	1	2:15.013	41.141	1:06.204	27.668						

70 Mat'o Homola (SVK) (Hyundai Elantra N TCR)						Theoretische Bestzeit: 2:14.582					
Lap	D	Time	S1	S2	S3	Lap	D	Time	S1	S2	S3
1	1	2:24.957	49.680	1:07.334	27.943	7	1	2:16.587	41.458	1:07.211	27.918
2	1	2:16.842	42.227	1:06.853	27.762	8	1	2:16.731	41.441	1:07.376	27.914
3	1	2:15.501	41.938	1:06.002	27.561	9	1	2:16.928	41.487	1:07.525	27.916
4	1	2:15.046	41.619	1:05.741	27.684	10	1	2:17.177	41.492	1:07.716	27.969
5	1	2:14.811	41.282	1:05.794	27.735	11	1	2:19.557	41.549	1:09.768	28.240
6	1	2:15.574	41.278	1:06.360	27.936						



Lap Analysis race 2, 11.06.2023

71 Philipp Dietrich (AUT) (Cupra Leon Competición TCR)						Theoretische Bestzeit: 2:15.660					
Lap	D	Time	S1	S2	S3	Lap	D	Time	S1	S2	S3
1	1	2:24.716	49.412	1:07.342	27.962	7	1	2:16.653	41.506	1:07.320	27.827
2	1	2:16.443	41.956	1:06.731	27.750	8	1	2:16.576	41.413	1:07.236	27.927
3	1	2:15.770	41.201	1:06.792	27.777	9	1	2:16.930	41.547	1:07.441	27.942
4	1	2:17.337	42.283	1:07.146	27.908	10	1	2:16.806	41.538	1:07.499	27.769
5	1	2:16.014	41.309	1:06.830	27.875	11	1	2:17.482	41.489	1:07.965	28.028
6	1	2:16.095	41.173	1:07.112	27.810						

74 Žarko Knego (CRO) (Hyundai Elantra N TCR)						Theoretische Bestzeit: 2:16.628					
Lap	D	Time	S1	S2	S3	Lap	D	Time	S1	S2	S3
1	1	2:27.020	50.011	1:08.379	28.630	7	1	2:16.938	41.593	1:07.191	28.154
2	1	2:18.815	41.900	1:08.243	28.672	8	1	2:17.356	41.762	1:07.314	28.280
3	1	2:18.900	42.948	1:07.842	28.110	9	1	2:17.144	41.625	1:07.524	27.995
4	1	2:18.096	42.385	1:07.621	28.090	10	1	2:17.830	41.904	1:07.759	28.167
5	1	2:17.501	41.875	1:07.414	28.212	11	1	2:17.885	41.753	1:07.953	28.179
6	1	2:16.791	41.756	1:07.081	27.954						

82 Vít Smejkal (CZE) (Cupra Leon Competición TCR)						Theoretische Bestzeit: 2:17.871					
Lap	D	Time	S1	S2	S3	Lap	D	Time	S1	S2	S3
1	1	2:35.978	58.981	1:09.118	27.879	7	1	2:20.222	43.571	1:08.499	28.152
2	1	2:19.018	43.079	1:08.088	27.851	8	1	2:19.453	42.946	1:08.426	28.081
3	1	2:18.642	42.572	1:08.225	27.845	9	1	2:19.975	42.899	1:08.977	28.099
4	1	2:18.353	43.054	1:07.451	27.842	10	1	2:20.257	43.289	1:08.930	28.038
5	1	2:19.218	42.856	1:08.061	28.301	11	1	2:20.415	43.311	1:08.780	28.324
6	1	2:20.073	43.178	1:08.431	28.464						

96 Petr Fulín Jr. (CZE) (Cupra Leon Competición TCR)						Theoretische Bestzeit: 2:15.192					
Lap	D	Time	S1	S2	S3	Lap	D	Time	S1	S2	S3
1	1	2:24.045	48.778	1:07.171	28.096	7	1	2:16.761	41.541	1:07.413	27.807
2	1	2:19.788	42.985	1:09.102	27.701	8	1	2:16.707	41.350	1:07.540	27.817
3	1	2:15.522	41.111	1:06.501	27.911	9	1	2:17.528	41.565	1:08.189	27.774
4	1	2:16.125	41.396	1:06.957	27.772	10	1	2:16.564	41.546	1:07.338	27.680
5	1	2:16.235	41.597	1:06.968	27.670	11	1	2:17.279	41.448	1:07.795	28.036
6	1	2:16.165	41.407	1:07.177	27.581						

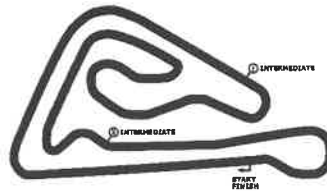
121 Ivars Vallers (LVA) (Audi RS3 LMS TCR 2021)						Theoretische Bestzeit: 2:17.016					
Lap	D	Time	S1	S2	S3	Lap	D	Time	S1	S2	S3
1	1	2:29.169	51.984	1:09.389	27.796	7	1	2:17.608	41.800	1:07.862	27.946
2	1	2:17.857	41.913	1:08.039	27.905	8	1	2:17.479	41.608	1:07.899	27.972
3	1	2:18.482	42.289	1:08.334	27.859	9	1	2:17.725	41.841	1:07.682	28.202
4	1	2:18.333	42.073	1:08.272	27.988	10	1	2:17.792	41.915	1:07.818	28.059
5	1	2:27.092	42.131	1:16.707	28.254	11	1	2:18.421	42.036	1:08.257	28.128
6	1	2:17.116	41.551	1:07.661	27.896						

OMV MAXXMOTION FIA ETRC TRUCK RACE OF SLOVAKIA

Slovakia Ring, length 5922 m

10 & 11 June 2023

TCR Eastern Europe



Best Sector Times race 2

Pos.	sector 1		sector 2		sector 3		theoretical and best lap time						
	No	Driver	Time	No	Driver	Time	No	Driver	theoretical	Best	Pos		
1	68	Kout A.	40.977	68	Kout A.	1:05.610	70	Homola M.	27.561	68	Kout A.	2:14.255	2:14.487
2	96	Fulín Jr. P.	41.111	8	Kircher R.	1:05.683	96	Fulín Jr. P.	27.581	70	Homola M.	2:14.582	2:14.811
3	71	Dietrich P.	41.173	70	Homola M.	1:05.743	3	Ghermandi G.	27.597	8	Kircher R.	2:14.625	2:15.582
4	8	Kircher R.	41.241	3	Ghermandi G.	1:05.946	32	Czepiel C.	27.623	3	Ghermandi G.	2:14.812	2:15.010
5	3	Ghermandi G.	41.269	96	Fulín Jr. P.	1:06.500	21	Wittke C.	27.658	96	Fulín Jr. P.	2:15.192	2:15.522
6	70	Homola M.	41.278	21	Wittke C.	1:06.531	23	Steibel S.	27.660	32	Czepiel C.	2:15.574	2:16.101
7	23	Steibel S.	41.317	9	Kajaia D.	1:06.548	68	Kout A.	27.668	71	Dietrich P.	2:15.860	2:15.770
8	32	Czepiel C.	41.319	32	Czepiel C.	1:06.632	14	Cížek P.	27.675	23	Steibel S.	2:15.762	2:16.066
9	9	Kajaia D.	41.419	71	Dietrich P.	1:06.737	8	Kircher R.	27.701	9	Kajaia D.	2:15.775	2:16.095
10	121	Vallers I.	41.551	23	Steibel S.	1:06.785	71	Dietrich P.	27.750	21	Wittke C.	2:16.113	2:16.546
11	74	Knego Ž.	41.593	25	Poschik T.	1:06.936	121	Vallers I.	27.796	14	Cížek P.	2:16.230	2:16.926
12	14	Cížek P.	41.595	14	Cížek P.	1:06.960	9	Kajaia D.	27.808	74	Knego Ž.	2:16.628	2:16.791
13	38	Adámek R.	41.836	74	Knego Ž.	1:07.081	55	Kolakowski S.	27.839	121	Vallers I.	2:17.016	2:17.116
14	21	Wittke C.	41.924	38	Adámek R.	1:07.447	82	Smejkal V.	27.842	38	Adámek R.	2:17.299	2:17.828
15	55	Kolakowski S.	42.041	82	Smejkal V.	1:07.457	74	Knego Ž.	27.954	55	Kolakowski S.	2:17.485	2:17.718
16	34	Rzepecki A.	42.151	34	Rzepecki A.	1:07.584	34	Rzepecki A.	27.979	34	Rzepecki A.	2:17.714	2:17.995
17	82	Smejkal V.	42.572	55	Kolakowski S.	1:07.605	38	Adámek R.	28.016	82	Smejkal V.	2:17.871	2:18.353
18	25	Poschik T.	43.236	121	Vallers I.	1:07.669	25	Poschik T.	28.084	25	Poschik T.	2:18.256	2:18.870